



# Mercury



The Mercury range is a collection of stylish, high-end soap and paper dispensers designed to give any washroom a modern finish. These good-looking dispensers are finished in stylish stainless steel, giving them a solid, professional look.


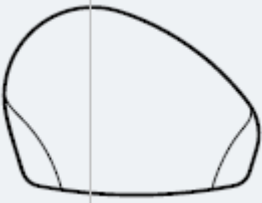
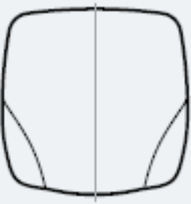


**Perfect for Luxury Spaces**

Mercury dispensers are ideal for executive offices, hotels, bars and restaurants - really, any luxury washroom space that requires designer accessories. Mercury is small but perfectly formed: ideal for small or private washrooms usually found in upmarket facilities.

## Mercury specifications

### **Brightwell Dispensers Ltd**

Brightwell Industrial Estate, Norton Road  
Newhaven, East Sussex, BN9 0JF, UK  
Tel: +44(0)1273513566  
Fax: +44(0)1273516134  
sales@brightwell.co.uk  
www.brightwell.co.uk

Specifications		Dims (mm)
	<b>Mercury multiflat tissue dispenser</b>  Fits easy-to-store multi-flat or bulk-pack papers. 220mm stack	(H)310 X (W)180 X (D)125
	<b>Mercury jumbo dispenser with stub</b>  Holds a small jumbo roll + stub, to keep paper wastage to a minimum	(H)350 X (W)260 X (D)140
	<b>Mercury hand towel dispenser</b>  Fits two packs of interleaved towels 65mm deep to 255mm wide 200mm stack (2 sleeves)	(H)325 X (W)325 X (D)150
	<b>Mercury wall mounted waste bin</b>  Easy to maintain, easy to change 25L capacity	(H)665 X (W)400 X (D)185
	<b>Mercury 900ml Refillable Soap Dispenser (available with liquid, foam or spray pump)</b>	(H)255 X (W)130 X (D)120